

CITY OF CALIFORNIA CITY

January 28, 2025

Marquette Hawkins
MAYOR

Michael Kulikoff
MAYOR PRO TEM

Jesse Hightower
Michael Hurles
Ronald Smith
COUNCIL MEMBERS

Latisha Lamberth
ACTING CITY MANAGER



AGENDA

*CITY COUNCIL/ HOUSING AUTHORITY/ SUCCESSOR AGENCY
REGULAR MEETING TUESDAY JANUARY 28, 2024 @ 5:00 PM
COUNCIL CHAMBERS & VIA ZOOM
21000 HACIENDA BLVD., CALIFORNIA CITY, CA 93505*

If you need special assistance to participate in this meeting, contact the City Clerk at (760) 373-7140 or via email at cityclerk@californiacity-ca.gov. We request a 24-hour notification prior to the meeting in order for the City to make reasonable arrangements to ensure accessibility. (28 CFR 35.102-35.104 American Disabilities Act Title II)

Zoom instructions and notes:

Web Link: <https://us06web.zoom.us/j/85224339327>

Meeting ID: 852 2433 9327

1. Public can dial into the Zoom line:
 - a. One tap mobile: +16694449171,87254527178# US
 - b. Dial the following number: +1 564 217 2000 US
2. Comments
 - a. Public must join Zoom meeting to comment
 - b. Keep your mic on **Mute** until you are requested to speak
 - c. Use the "Raise your Hand" button to request to speak or,
 - d. Send a chat request to City Clerk for request to speak
 - e. When requested to speak state your name for the record
 - f. Re-mute when your time to speak has ended

CITY OF CALIFORNIA CITY

January 28, 2025

*Public is urged to listen to the meeting in a quiet place, to avoid background noise. We also request public to **MUTE** your audio device when not commenting to avoid disruption during meeting.*

***Please take this time to turn off your cell phones ***

CLOSED SESSION 4:00 PM

CALL TO ORDER

ROLL CALL

Councilmembers: Hightower, Hurles, Smith, Mayor Pro Tem Kulikoff, Mayor Hawkins

APPROVAL OF AGENDA

PUBLIC COMMENT

Members of the public are welcome to address the City Council **ONLY** on those items listed on the Closed Session agenda. Each member of the public will be given (3) three minutes to speak

CLOSED SESSION

CS 1. CONFERENCE WITH LEGAL COUNSEL - ANTICIPATED LITIGATION – Pursuant to CALIFORNIA GOVERNMENT CODE 54956.9(d)(2) – Three (3) MATTERS

CS 2. CONFERENCE WITH LABOR NEGOTIATORS- (Government Code Section 54957.6)
Labor Negotiator: Latisha Lamberth, Human Resources Director- Employee
Organization: Misc Employees Association

REPORT OUT OF CLOSED SESSION

CITY COUNCIL CONVENES TO SPECIAL MEETING

CITY OF CALIFORNIA CITY

January 28, 2025

REGULAR MEETING 5:00PM

CALL TO ORDER

PLEDGE OF ALLIGENCE / INNVOCATION

ROLL CALL

Councilmembers: Hightower, Hurles, Smith, Mayor Pro Tem Kulikoff, Mayor Hawkins

DEPARTMENTAL REPORTS

POLICE

FIRE

ANIMAL CONTROL

TREASURER

FINANCE

BUILDING

CANNABIS COMPLIANCE

CITY CLERK REPORTS/RECEIVED COMMUNICATIONS

CIVIC/COMMUNITY/ORGANIZATION ANNOUNCEMENTS

PRESENTATIONS

NONE

PUBLIC COMMENT

This portion of the meeting is reserved for the public to address the City Council on any matter **NOT on this agenda** and over which the City Council has jurisdiction. Please state your name for the record and limit your comments to (3) three minutes. The City Council will receive the comments but cannot engage in back-and-forth discussion with the public or make any decision. The City Council can direct staff to bring the item back to a future agenda for discussion.

CONSENT CALENDAR

WAIVER OF FULL READING OF RESOLUTIONS AND ORDINANCES

Consideration to waive full-text reading of all Resolutions and Ordinances by single motion made at the start of each meeting, subject to the ability of the City Council / Agency to read the full text of selected resolutions and ordinances when the item is addressed by subsequent motion. All items on the consent calendar are considered routine, and non-controversial and will be approved by (1) one motion if no member of the council, staff, or public wishes to comment or ask questions. Public comments are to be limited to (3) three minutes. Roll call vote required.

CC 1. Approve City Check Register dated 01/10/2025-01/23/2025

CITY OF CALIFORNIA CITY

January 28, 2025

CC 2. Final Resolution-Reinstating Planning Commission

CITY MANAGER REPORT

Oral Report

CONTINUED BUSINESS

NONE

NEW BUSINESS

NB1. STAFF REPORT: (AB 1234) Councilmember Hightower & Mayor Pro Tem Kulikoff

SUBJECT: City Attorney Services

RECOMMENDATION: City Council should discuss and provide direction to staff regarding what direction the council wishes to explore regarding legal services.

COUNCILMEMBER COMMENTS, AGENDA REQUESTS, AND AB1234 REPORTS

This portion of the meeting is reserved for council members to present information, announcements, and items that have come to their attention. The Brown Act precludes Council, staff, or public discussion. Short staff responses are appropriate. The Council will take no formal action. A Council member may request the City Clerk to calendar an item for consideration at a future meeting or refer an item to staff.

ADJOURNMENT

AFFIDAVIT OF POSTING

I, Leandrea Weible, Acting City Clerk for the City of California City, California, DO HEREBY CERTIFY that the foregoing notice was posted on all official City bulletin boards and the City's website at least 72 hours prior to the meeting in compliance with the provisions of the Brown Act.

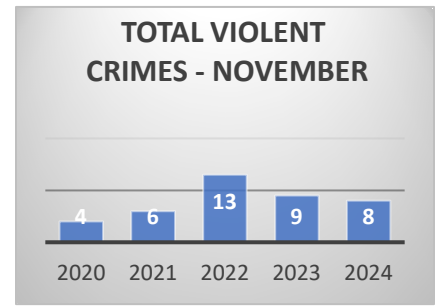
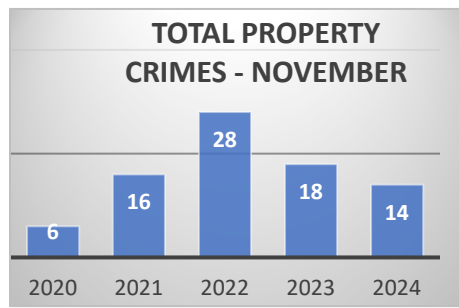
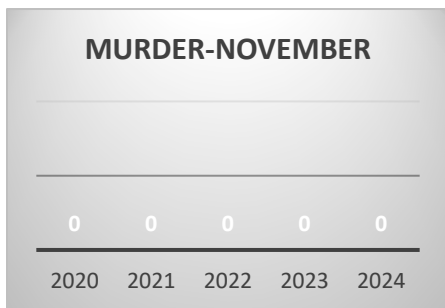
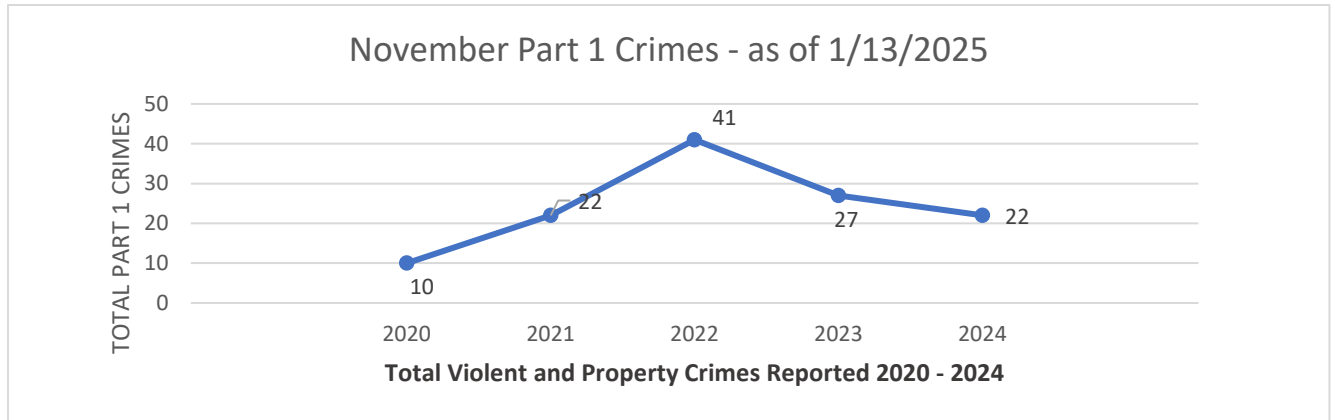
January 24, 2025



California City Police Department



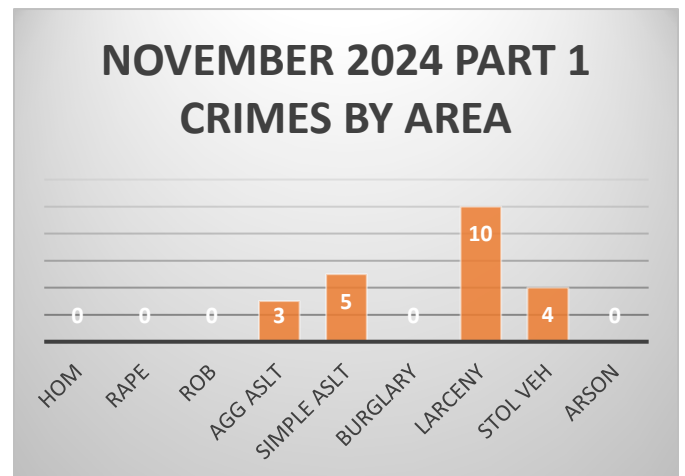
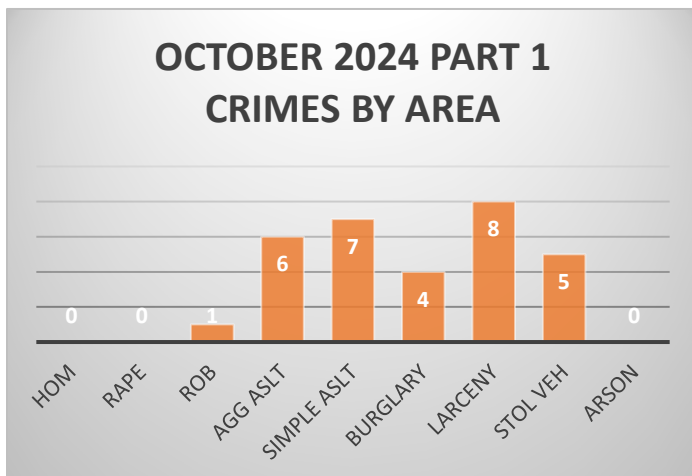
November 2024 Stats



OCTOBER 2024 vs. NOVEMBER 2024 Down by 29%

Part 1 Crimes October 2024 – 31

Part 1 Crimes November 2024 – 22





California City Police Department



NOVEMBER 2024 – PATROL STATISTICS

Total Incidents (Nov): 1,487 Total Arrests (Nov): 18 Felony Arrests: 4 Misd. Arrests: 14

Total Incidents (2024): 17,998 Total Arrests (2024): 323 Felony Arrests: 162 Misd. Arrests: 161

Calls for Service (Nov): 1,036

Calls for Service (2024): 13,181

Citations Issued (Nov): 40

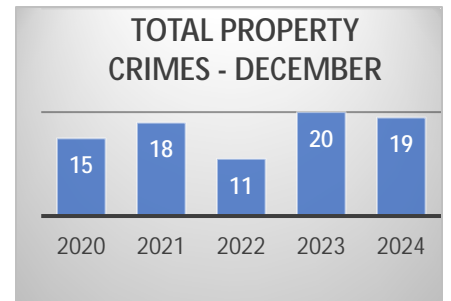
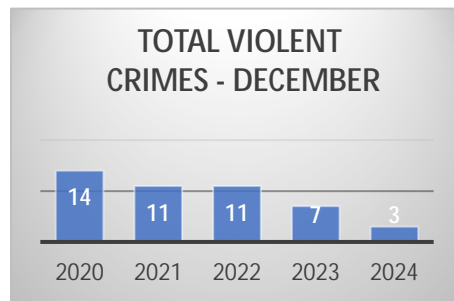
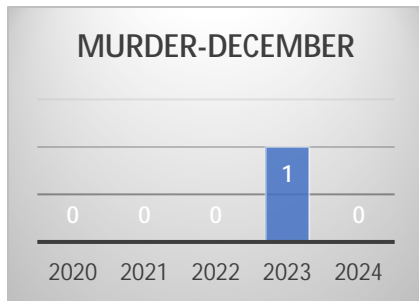
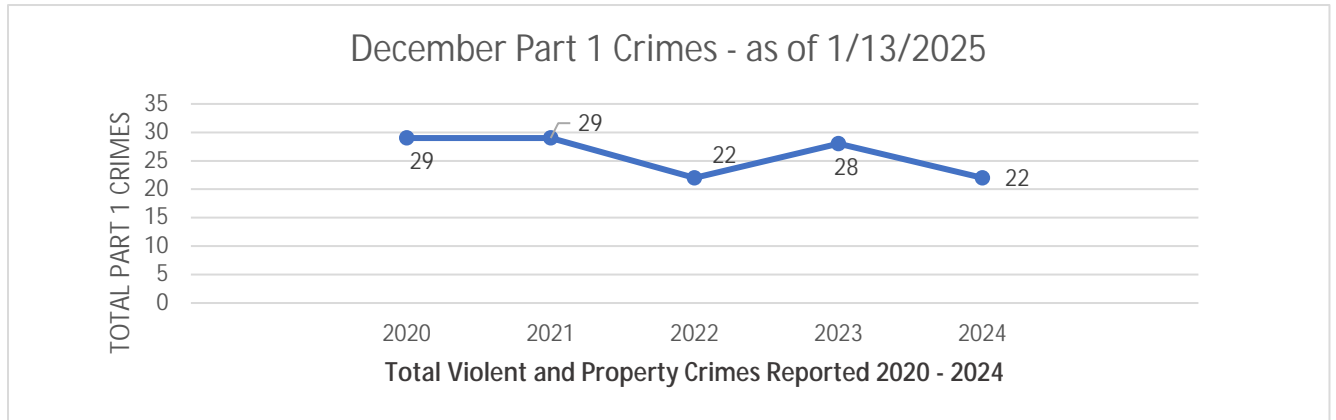
Citations Issued (2024): 368



California City Police Department



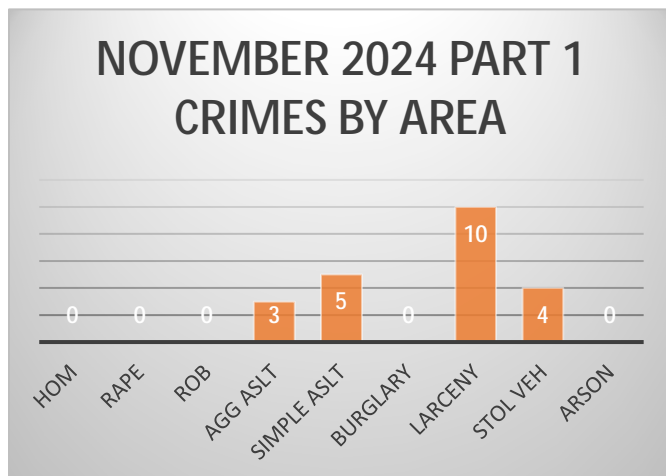
December 2024 Stats



NOVEMBER 2024 vs. DECEMBER 2024 NO CHANGE

Part 1 Crimes November 2024 – 22

Part 1 Crimes December 2024 – 22





California City Police Department



DECEMBER 2024 – PATROL STATISTICS

Total Incidents (Dec): 1,442 Total Arrests (Dec): 28 Felony Arrests: 17 Misd. Arrests: 11

Total Incidents (2024): 19,440 Total Arrests (2024): 351 Felony Arrests: 179 Misd. Arrests: 172

Calls for Service (Dec): 985

Calls for Service (2024): 14,166

Citations Issued (Dec): 39

Citations Issued (2024): 407



CALIFORNIA CITY FIRE DEPARTMENT

20890 Hacienda Blvd. California City, CA 93505

760-373-4841 -Office • 760-373-5602 -Fax

www.calcityfire.us

Dec. 2024 Monthly Report

Current Notable Events:

- Fire Department participated in OHV staffing during the holiday weekend.

PROJECTS STATUS		
Carl Moyer AQMD Engine Replacement Grant:	Approved	Awaiting new engine arrival for award
FEMA AFG Gran Training equipment	Applied	Awaiting decision in the Spring
Kern County OES- EOC Mobile Comm Equip.	Awarded	Awaiting Fulfillment

Specialty Programs:

- Pet Chip Reader Scans
 - Dec: 0 scans
 - Annual 2024: 25

Fire Prevention, Inspections, and Education:

- Regular business inspections are underway.
- SB1205 State Mandated Inspections- still underway.
- Plan Review, Construction Inspection, and acceptance testing requests are steady.
- Prop 64 inspections- increasing frequency.

Fleet Maintenance

Unit	Status
Incident Command Vehicle	End of life: Surplus Approved (awaiting replacement)

To preserve the quality of life, property, and the environment within our community, state, and nation through education and the professional delivery of emergency medical fire and rescue service.

Brush Patrol	Out-of-service Moderate repair required (waiting for budget).
Arson/Fire Prevention Unit	End of Life: Surplus Approved (Awaiting replacement)
Code Enforcement Vehicle- Escape	End of Life 2 years in repair-unknown ETA due to no parts.
Code Enforcement Vehicle- F150	Marginally in-service Numerous issues.
Seagrave Reserve Type-I Engine (Reserve)	Destroyed for Carl Moyer Grant
American La France Type-I Engine (Reserve)	marginally in-service Several DOT issues require heavy maintenance and repair (waiting for budget).
Pierce Type- I Engine (Front-line)	In Service.
Type-III Engine (Wildland)	In Service
Rescue Squad	In-service Replaced with a new unit
General Fleet Comments:	
<ul style="list-style-type: none"> • New fleet funded through donations and solar developer alternate means is on order. Two new light duty trucks have arrived to serve as the Medic Squad unit and a utility unit. The new command vehicle, new prevention vehicle, chaplain vehicle, admin vehicle, and arson unit are expected to be delivered in the next three weeks. • Small equipment is receiving regular maintenance. 	

<u>Incident Statistics</u>	
2024 Dec	2023 Dec
<ul style="list-style-type: none"> • Fires: 15 <ul style="list-style-type: none"> ○ Structure: 3 ○ Vehicle: 3 ○ Outside: 9 • EMS: 171 • Hazardous Condition (no fire): 8 • Service/Assist Calls: 20 • Good Intent Calls: 73 • False Alarms: 5 <p style="text-align: center;">Dec 2024 Simultaneous Calls: 16</p>	<ul style="list-style-type: none"> • Fires: 10 <ul style="list-style-type: none"> ○ Vehicle: 2 ○ Structure: 3 ○ Outside/Rubbish: 3 • EMS: 185 • Hazardous Conditions: 4 • Service/Assist calls: 10 • Good Intent: 55 • False Alarms: 7 <p style="text-align: center;">Dec 2023 Simultaneous Calls: 18</p>

Dec 2024 Total Call Volume: 292

Dec 2023 Total Call Volume: 271



California City

Code Enforcement Dec 2024 Stats

Report Criteria:

Location Type	Location Field	Date From	To
All	All	12/01/2024	12/31/2024

Case Activity:

	Total
New Cases	32
Closed Cases	38
Open Cases at start of period	343
Open Cases at end of period	337

Violation Activity

New Violations Cited	Total
ABANDONED/INOPERATIVE VEHICLES	3
ACCUM OF TRASH/RUBBISH-PRIVATE PROPERTY	4
ANIMALS	1
BUILDING WITHOUT PERMIT	1
Business License Check	1
Cannabis facility emergency contact info.	1
Cannabis Odor	2
CFC ACCUM OF COMBUSTIBLE MATERIAL	2
CFC COMMERCIAL COOKING EQUIPMENT	1
CFC Door Operations- Blocked/Locked Exit	1
CFC Electrical Hazards/Unsafe Conditions	1
CFC Exit Sign Illumination	1
CFC EXTENSION CORDS	2
CFC Fire access road, all weather surface required	1
CFC Fire Lane, No Parking	2
CFC Knox Box Needed	1
CFC Rescue opening blocked, residential	1

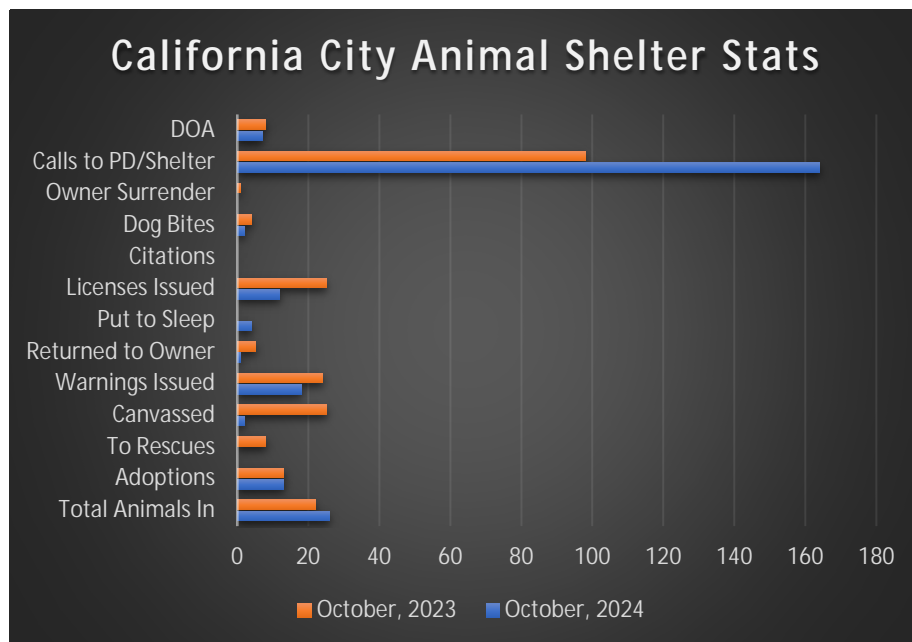
CFC UNSECURE VACANT BUILDING	1
DOG LICENSE REQUIRED	1
ENCROACHMENT	2
FENCING VIOLATION	1
FIRE HAZARDS	1
Fire Inspection	1
garage sale signs	2
GRAFFITI	2
Illegal Dumping	8
Illegal Home Based Business	1
ILLEGAL HOME BUSINESS	1
ILLEGAL PARKING COMMERCIAL VEHICLE	1
ILLEGAL SIGN/ BANNER	1
ILLEGAL SIGNS	1
INFORMATION	1
IPMC 302.5 Rodent harborage	1
LIVING IN RECREATIONAL VEHICLE	1
NO BUSINESS LICENSE	3
NO YARD SALE SIGN PERMIT	2
PARKING OF COMMERCIAL VEHICLES	1
PUBLIC NUISANCE (Building safety)	1
R ZONING VIOLATION	1
RABIES VACCINATION	1
SAFETY VIOLATIONS	1
Squatting/ Illegal Camping w/o Owner's Permission	1
SUBSTANDARD HOUSING	5
Temporary Power/Extension Cord	1
Trash Can Lids	4
TRASH CANS LEFT OUT	1
UNLAWFUL STORAGE IN YARDS	3
Unlawful temporary property use. (Activity or business on a vacant lot)	1
UNPERMITTED YARD SALE	1
VACANT HOUSE REGISTRATION	1
Yard Sale Permit Issued	14
Totals	95



California City Animal Shelter

November 2024 Totals

California City		
Animal Shelter Stats		
Criteria	November, 2024	November, 2023
Total Animals In	20	28
Adoptions	12	7
To Rescues	1	0
Canvassed	0	32
Warnings Issued	22	21
Returned to Owner	1	8
Put to Sleep	2	0
Licenses Issued	9	8
Citations	0	3
Dog Bites	3	0
Owner Surrender	0	3
Calls to PD/Shelter	198	84
DOA	3	15





California City Animal Shelter

December 2024 Totals

California City		
Animal Shelter Stats		
Criteria	December, 2024	December, 2023
Total Animals In	18	26
Adoptions	8	9
To Rescues	3	4
Canvassed	0	25
Warnings Issued	18	22
Returned to Owner	3	4
Put to Sleep	2	2
Licenses Issued	4	14
Citations	1	1
Dog Bites	0	0
Owner Surrender	0	0
Calls to PD/Shelter	154	103
DOA	6	9



California City, California 93505
TREASURER'S MONTHLY REPORT OF INVESTMENT

December 2024

The values presented in this report are as of the last bank day of the month and are only a snapshot in time.

The General Funds investment portfolio consists of funds for operations, Capital Improvement Projects (CIP), water rate stabilization, administration replacements and reserves.

General Operating Accounts	Balance on 11/30/2024	Net Transactions	Balance on 12/31/2024	Percent of Total
Bank of the Sierra -- General Checking	\$ 2,522,149	\$ 7,455,753	\$ 9,977,902	45.39%
Bank of the Sierra -- Cannibas Checking	\$ 248,697	\$ -	\$ 248,697	1.13%
Sub-Total Operating Accounts	\$ 2,770,846	\$ 7,455,753	\$ 10,226,599	
General Investment Accounts	Balance on 11/30/2024	Net Transactions	Balance on 12/31/2024	Percent of Total
Local Agency Investment Fund (122)	\$ 6,077,055	\$ -	\$ 6,077,055	27.64%
Kern County Investment Fund (20202)	\$ 4,645,587	\$ -	\$ 4,645,587	21.13%
Multi-Bank Securities (CD Manager)	\$ 1,029,320	\$ 4,548	\$ 1,033,869	4.70%
Sub-Total Investment Accounts	\$ 11,751,962	\$ 4,548	\$ 11,756,511	
Total City Operating Funds	\$ 14,522,809	\$ 7,460,301	\$ 21,983,109	100.00%

Restricted Housing Corporation Accounts

Checking & CD Accounts	11/30/2024	Net Transactions	12/31/2024	
Housing Corp. -- Bank of the Sierra, Checking	\$ 1,949,734	\$ (14,094)	\$ 1,935,641	71.75%
Housing Corp. -- Bank of the Sierra, CD 7653	\$ 111,144	\$ 366	\$ 111,510	4.13%
Housing Corp. -- Bank of the Sierra, CD 7654	\$ 139,021	\$ 457	\$ 139,478	5.17%
Housing Corp. -- Bank of the Sierra, CD 6574	\$ 254,712	\$ 815	\$ 255,527	9.47%
Housing Corp. -- Bank of the Sierra, CD 6582	\$ 254,712	\$ 815	\$ 255,527	9.47%
Total Housing Corporation Funds	\$ 2,709,323	\$ (11,641)	\$ 2,697,682	100.00%

Restricted SDI Accounts

Note: Interest earned from the SDI CD is directly deposited into the SDI checking account monthly.

Checking & CD Investment Accounts	11/30/2024	Net Transactions	12/31/2024	
SDI -- Bank of the Sierra, Checking	\$ 502,934	\$ (63)	\$ 502,871	0.56%
SDI -- Bank of the Sierra CD	\$ 259,864	\$ 846	\$ 260,710	0.29%
SDI -- US Bank Investments	\$ 88,555,782	\$ (246,843)	\$ 88,308,939	99.14%
Total SDI Agency Funds	\$ 89,318,581	\$ (246,061)	\$ 89,072,520	100.00%

Restricted RDA/Successor Agency Accounts

Checking & Investment Accounts	11/30/2024	Net Transactions	12/31/2024	
Successor -- Bank of the Sierra, Checking	\$ 235,376	\$ 411,181	\$ 646,557	42.86%
RDA/Successor -- US Bank Investments	\$ 862,085	\$ -	\$ 862,085	57.14%
Total Successor Agency Funds	\$ 1,097,460	\$ 411,181	\$ 1,508,641	100.00%

California City, California 93505
TREASURER'S MONTHLY REPORT OF INVESTMENT

December 2024

INVESTMENT POLICY

The Treasurer shall invest the City's monies as permitted in the City's approved investment policy and approval of both the City Manager and Finance Director. The Treasurer shall consider current and projected cash needs in making such investments.

* Contact City Finance Manager for US Bank investment breakdown.

US Bank SDI Account		
Market Value Summary - CUSTODIAN ACCOUNT	11/30/2024	1/31/2025
Beginning Market Value	87,934,703	88,555,782
Ending Market Value	88,555,782	88,308,939
Investment Results (Acct. Number 104388-010)	621,080	(246,843)

US Bank RDA/Successor Agency Accounts		
Market Value Summary - REDEVELOPEMENT AGENCY PROJ AREA TAX	11/30/2024	1/31/2025
Beginning Market Value	-	-
Ending Market Value	-	-
Investment Results (Acct. Number 211146000)	-	-
Market Value Summary - SUCCESSOR AGENCY Proj Area TAX INTEREST	11/30/2024	1/31/2025
Beginning Market Value	1	1
Ending Market Value	1	1
Investment Results (Acct. Number 211146001)	-	-
Market Value Summary - SUCCESSOR AGENCY Proj Area TAX PRINCIPAL	11/30/2024	1/31/2025
Beginning Market Value	2	2
Ending Market Value	2	2
Investment Results (Acct. Number 211146002)	-	-
Market Value Summary - SUCCESSOR AGENCY Proj Area TAX RESERVE	11/30/2024	1/31/2025
Beginning Market Value	862,082	862,082
Ending Market Value	862,082	862,082
Investment Results (Acct. Number 211146003)	-	-
Total RDA/Successor Investment Assets	862,085	862,085

Total "US Bank" Investment Assets	89,417,867	89,171,023
--	-------------------	-------------------

California City, California 93505
 TREASURER'S MONTHLY REPORT OF INVESTMENT
 November 2024

The values presented in this report are as of the last bank day of the month and are only a snapshot in time.

The General Funds investment portfolio consists of funds for operations, Capital Improvement Projects (CIP), water rate stabilization, administration replacements and reserves.

General Operating Accounts	Balance on 10/31/2024	Net Transactions	Balance on 11/30/2024	Percent of Total
Bank of the Sierra -- General Checking	\$ 2,858,111	\$ (335,962)	\$ 2,522,149	17.37%
Bank of the Sierra -- Cannibas Checking	\$ 183,813	\$ 64,884	\$ 248,697	1.71%
Sub-Total Operating Accounts	\$ 3,041,924	\$ (271,078)	\$ 2,770,846	
General Investment Accounts	Balance on 10/31/2024	Net Transactions	Balance on 11/30/2024	Percent of Total
Local Agency Investment Fund (122)	\$ 6,077,055	\$ -	\$ 6,077,055	41.84%
Kern County Investment Fund (20202)	\$ 4,631,404	\$ 14,182	\$ 4,645,587	31.99%
Multi-Bank Securities (CD Manager)	\$ 1,027,996	\$ 1,324	\$ 1,029,320	7.09%
Sub-Total Investment Accounts	\$ 11,736,456	\$ 15,507	\$ 11,751,962	
Total City Operating Funds	\$ 14,778,380	\$ (255,571)	\$ 14,522,809	100.00%

Restricted Housing Corporation Accounts

Checking & CD Accounts	10/31/2024	Net Transactions	11/30/2024	
Housing Corp. -- Bank of the Sierra, Checking	\$ 1,934,637	\$ 15,098	\$ 1,949,734	71.96%
Housing Corp. -- Bank of the Sierra, CD 7653	\$ 110,748	\$ 396	\$ 111,144	4.10%
Housing Corp. -- Bank of the Sierra, CD 7654	\$ 138,525	\$ 496	\$ 139,021	5.13%
Housing Corp. -- Bank of the Sierra, CD 6574	\$ 253,837	\$ 875	\$ 254,712	9.40%
Housing Corp. -- Bank of the Sierra, CD 6582	\$ 253,837	\$ 875	\$ 254,712	9.40%
Total Housing Corporation Funds	\$ 2,691,582	\$ 17,740	\$ 2,709,323	100.00%

Restricted SDI Accounts

Note: Interest earned from the SDI CD is directly deposited into the SDI checking account monthly.

Checking & CD Investment Accounts	10/31/2024	Net Transactions	11/30/2024	
SDI -- Bank of the Sierra, Checking	\$ 509,929	\$ (6,995)	\$ 502,934	0.56%
SDI -- Bank of the Sierra CD	\$ 258,937	\$ 927	\$ 259,864	0.29%
SDI -- US Bank Investments	\$ 87,934,703	\$ 621,080	\$ 88,555,782	99.15%
Total SDI Agency Funds	\$ 88,703,569	\$ 615,012	\$ 89,318,581	100.00%

Restricted RDA/Successor Agency Accounts

Checking & Investment Accounts	10/31/2024	Net Transactions	11/30/2024	
Successor -- Bank of the Sierra, Checking	\$ 199,118	\$ 36,258	\$ 235,376	21.45%
RDA/Successor -- US Bank Investments	\$ 862,084	\$ 1	\$ 862,085	78.55%
Total Successor Agency Funds	\$ 1,061,202	\$ 36,259	\$ 1,097,460	100.00%

California City, California 93505
TREASURER'S MONTHLY REPORT OF INVESTMENT

November 2024

INVESTMENT POLICY

The Treasurer shall invest the City's monies as permitted in the City's approved investment policy and approval of both the City Manager and Finance Director. The Treasurer shall consider current and projected cash needs in making such investments.

* Contact City Finance Manager for US Bank investment breakdown.

US Bank SDI Account		
Market Value Summary - CUSTODIAN ACCOUNT	10/31/2024	11/30/2024
Beginning Market Value	89,114,083	87,934,703
Ending Market Value	87,934,703	88,555,782
Investment Results (Acct. Number 104388-010)	(1,179,380)	621,080

US Bank RDA/Successor Agency Accounts		
Market Value Summary - REDEVELOPEMENT AGENCY PROJ AREA TAX	10/31/2024	11/30/2024
Beginning Market Value	-	-
Ending Market Value	-	-
Investment Results (Acct. Number 211146000)	-	-
Market Value Summary - SUCCESSOR AGENCY Proj Area TAX INTEREST	10/31/2024	11/30/2024
Beginning Market Value	107,681	1
Ending Market Value	0	1
Investment Results (Acct. Number 211146001)	(107,681)	1
Market Value Summary - SUCCESSOR AGENCY Proj Area TAX PRINCIPAL	10/31/2024	11/30/2024
Beginning Market Value	260,000	2
Ending Market Value	1	2
Investment Results (Acct. Number 211146002)	(259,999)	-
Market Value Summary - SUCCESSOR AGENCY Proj Area TAX RESERVE	10/31/2024	11/30/2024
Beginning Market Value	862,082	862,082
Ending Market Value	862,082	862,082
Investment Results (Acct. Number 211146003)	-	-
Total RDA/Successor Investment Assets	862,084	862,085

Total "US Bank" Investment Assets	88,796,787	89,417,867
--	-------------------	-------------------

**California City
Fund Balance @ 12/31/2024**

Row Labels	Fund Bal	
Airport	-\$1,218,262.74	*
Aspen	\$180,455.81	
DAR	-\$362,080.89	*
GF	\$11,410,302.74	*
GF-OHV G	-\$1,558,007.00	*
GF-OHV P	\$181,056.15	
GF-PS FD	-\$402,606.33	*
GF-PS FD Prop 64	-\$260,084.52	*
GF-PS PD	-\$2,807,679.81	*
GF-Str	\$1,013,205.95	
GF-TDS	-\$3,202,332.03	*
Housing	-\$736,825.11	
Reserves FD	\$400,000.00	
Reserves GF	\$3,000,000.00	
Reserves PD	\$356,526.12	
Restricted Funds	\$6,192,769.57	
SDI	-\$114,267.43	
Sewer	\$3,571,018.00	
Successor	-\$182,320.58	
Water	\$6,563,375.86	
Grand Total	\$22,024,243.76	

**California City
Fund Investment @ 12/31/2024**

Row Labels	Fund Bal
All	-\$22,024,243.76
Cash Allocated to Other Funds	-\$22,024,243.76
All2	\$22,024,243.76
Accounts Rec Cash Clearing	-\$155.95
Business License Cash Clearing	-\$21,497.53
Cannabis - Bank of the Sierra	\$248,696.66
Checking - Bank of the Sierra	\$9,022,550.46
Kern County Investment Pool	\$4,382,993.32
Local Agency Investment Fund	\$7,383,445.21
Multi-Bank Securities	\$988,280.38
Utilities Cash Clearing	\$19,931.21
Grand Total	\$0.00

\$1,599,249.42 * Represents available general fund related cash balances as of report date



**City of California City
Building Department
October 2024 Departmental Report**

Building	October Total	Fiscal Year Total to Date
Inspections	252	770
Projects Finaled	36	230
Commercial Inspections	5	25
Commercial Inspection Finaled	0	6
Permit Applications Received	68	145
Plan Checks Received (Solar, Construction, BHT	57	218
Plan Check Completed	57	218
New Residential Home Permits	16	40
New Commercial Building Permits	1	2
New Cannabis Building Permits	1	1
Total Permits Issued	65	277

RESIDENTIAL INSPECTION DETAILS OCT 2024		RES TOTAL INSPECTIONS OCT 2024	RES COMPLETE/FINAL INSPECTIONS	
BLOCK WALL	1	252	36	
CANNABIS APPROACH				
CANNABIS FINAL				
CARPORT		RESEDENTIAL CORRECTIONS OCT 24		
CODE ENFORCEMENT (RED TAG)		56		
COMMERCIAL FINAL				
DRAINAGE				
DRYWALL NAILING	7			
ELECTRICAL PANEL	1	COMM INSPECTIONS OCT 2024	COMM FINAL INSPECTIONS	
ELECTRICAL RELEASE	18	1-BLOCK WALL FOOTING HYUNDAI 1-CANNBIS PRE-INSPECTION 1-COMMERICAL BUILDING ELECTRICAL RELEASE 1-COMMERICAL BUILDING ELECTRICAL RELEASE 1-COMMERICAL BUILDING ELECTRICAL RELEASE	0	
ELECTRICAL ROUGH	20			
FIRE SEPERATION WALL			COMM CORRECTIONS OCT 2024	
FOOTING AND SLAB	10		1	
FOUNDATION	1			
FRAMING FLOOR			5	
FRAMING ROOF SHEATHING	9			
FRAMING ROUGH (Walls/Shear Panels)	20			
GARAGE/SHED				
GAS PRESSURE TEST				
HVAC	4			
HOT MOP/SHOWER PAN	6			
INSULATION	16			
LATHING	10			
LEACH FIELD				
MECHANICAL ROUGH	20			
N-SFD FINAL	14			
PANEL UPGRADE	3			
PATIO FINAL	2			
PATIO COVER	2			
POOL				
PLUMBING ROUGH	20			
RE-ROOF	3			
SEEPAGE PIT	2			
SEPTIC TANK	2			
SET BACKS	10			
SEWERLINE				
SIDING				
SOLAR	33			
SPECIAL INSPECTION				
SPECIAL TRENCH				
TEMP ELECTRICAL				
UFER FOR ELECTRICAL SERVICE				
UNDERGROUND ELECTRICAL				
UNDERGROUND PLUMBING	10			
WATER HEATER	2			
WINDOWS	6			
MISCELLANEOUS	1			
		252		



**City of California City
Building Department
November 2024 Departmental Report**

Building	November Total	Fiscal Year Total to Date
Inspections	140	910
Projects Finaled	27	257
Commercial Inspections	10	35
Commercial Inspection Finaled	4	10
Permit Applications Received	35	180
Plan Checks Received (Solar, Construction, BHT)	30	218
Plan Check Completed	30	218
New Residential Home Permits	4	40
New Commercial Building Permits	0	2
New Cannabis Building Permits	0	1
Total Permits Issued	28	277

RESIDENTIAL INSPECTION DETAILS NOV 2024		RES TOTAL INSPECTIONS NOV 2024	RES COMPLETE/FINAL INSPECTIONS
BLOCK WALL		140	23
CANNABIS APPROACH			
CANNABIS FINAL			
CARPORT		RESEIDENTIAL CORRECTIONS NOV 24	
CODE ENFORCEMENT (RED TAG)		52	
COMMERCIAL FINAL			
DRAINAGE			
DRYWALL NAILING	11		
ELECTRICAL PANEL		COMM INSPECTIONS NOV 2024	COMM FINAL INSPECTIONS
ELECTRICAL RELEASE	5	4-CANNABIS BUILDING 1- BELLFIELD UNDERGROUND 1-BELLFIELD CONDUIT 4-SO CAL GAS ENCROACHMENT 3-BELLFIELD DC TRENCH/CONDUIT	4
ELECTRICAL ROUGH	10		
FIRE SEPERATION WALL			COMM CORRECTIONS NOV 2024
FOOTING AND SLAB	8		7
FOUNDATION	3		
FRAMING FLOOR			
FRAMING ROOF SHEATHING	6		10
FRAMING ROUGH (Walls/Shear Panels)	8		
GARAGE/SHED			
GAS PRESSURE TEST			
HVAC	2		
HOT MOP/SHOWER PAN			
INSULATION	11		
LATHING	1		
LEACH FIELD			
MECHANICAL ROUGH	6		
N-SFD FINAL	18		
PANEL UPGRADE	4		
PATIO FINAL	2		
PATIO COVER	2		
POOL			
PLUMBING ROUGH	7		
RE-ROOF	1		
SEEPAGE PIT			
SEPTIC TANK			
SET BACKS	4		
SEWERLINE			
SIDING			
SOLAR	20		
SPECIAL INSPECTION			
SPECIAL TRENCH			
TEMP ELECTRICAL			
UFER FOR ELECTRICAL SERVICE			
UNDERGROUND ELECTRICAL			
UNDERGROUND PLUMBING	4		
WATER HEATER	1		
WINDOWS			
MISCELLANEOUS	6		
		140	



**City of California City
Building Department
December 2024 Departmental Report**

Building	December Total	Fiscal Year Total to Date
Inspections	136	1046
Projects Finaled	18	275
Commercial Inspections	27	62
Commercial Inspection Finaled	0	10
Permit Applications Received	55	235
Plan Checks Received (Solar, Construction, BHT	30	298
Plan Check Completed	30	298
New Residential Home Permits	3	43
New Commercial Building Permits	2	4
New Cannabis Building Permits	1	2
Total Permits Issued	40	317

RESIDENTIAL INSPECTION DETAILS DEC 2024		RES TOTAL INSPECTIONS DEC 2024	RES COMPLETE/FINAL INSPECTIONS
BLOCK WALL		136	18
CANNABIS APPROACH			
CANNABIS FINAL			
CARPORT		RESEIDENTIAL CORRECTIONS DEC 24	
CODE ENFORCEMENT (RED TAG)		33	
COMMERCIAL FINAL			
DRAINAGE			
DRYWALL NAILING	9		
ELECTRICAL PANEL		COMM INSPECTIONS DEC 2024	COMM FINAL INSPECTIONS
ELECTRICAL RELEASE	7	3-VERIZON FOOTING/SLAB/REBAR 20-SOLV DC TERMS/AC TERMS/GROUND/GROUND RING/ALL UNDERGROUND 1-VERIZON CONDUIT 1-HYUNDIA UNDERGROUND PLUMBING 1-CANNABIS FINAL WALK THRU 1-SOLV ARRAY	0
ELECTRICAL ROUGH	7		
FIRE SEPERATION WALL			
FOOTING AND SLAB	3		
FOUNDATION			COMM CORRECTIONS DEC 2024
FRAMING FLOOR			2
FRAMING ROOF SHEATHING	6		
FRAMING ROUGH (Walls/Shear Panels)	10		
GARAGE/SHED	1		
GAS PRESSURE TEST			
HVAC	2	27	
HOT MOP/SHOWER PAN	1		
INSULATION	6		
LATHING	2		
LEACH FIELD			
MECHANICAL ROUGH	6		
N-SFD FINAL	6		
PANEL UPGRADE	1		
PATIO FINAL	1		
PATIO COVER			
POOL			
PLUMBING ROUGH	8		
RE-ROOF	2		
SEEPAGE PIT	10		
SEPTIC TANK	10		
SET BACKS	3		
SEWERLINE			
SIDING			
SOLAR	14		
SPECIAL INSPECTION			
SPECIAL TRENCH			
TEMP ELECTRICAL			
UFER FOR ELECTRICAL SERVICE			
UNDERGROUND ELECTRICAL			
UNDERGROUND PLUMBING	3		
WATER HEATER	7		
WINDOWS	6		
MISCELLANEOUS	5		
		136	



**City of California City
Development Impact Fee Annual Report
For Fiscal Years 2016-17 to 2023-24**

Table of Contents

Overview and Legal Requirements for Development Impact Fee Reporting 2
Water Impact Fee 3
Sewer Impact Fee 3
Fund Balance Activity and Fee Summaries 4
Expenditure Detail for Each Fee with Explanation of Activities 4
Fee Schedules 5

Overview and Legal Requirements for Development Impact Fee Reporting

This report contains information on the City of California City's development impact fees for the Fiscal Years 2016-17 to 2022-23. No impact fees have been collected since the end of the fiscal year 2022-23. The annual reporting requirements are in Government Code section 66000 et seq. Please note that this annual report is not a budget document but rather meets reporting requirements. This report does not intend to present a complete picture of planned projects. It only reports project information, revenues, and expenditures for the above Fiscal Years.

Government Code section 66006 requires agencies to outline the status of development impact fees. Government Code section 66001 requires local agencies to submit five-year financial reports. The annual report is available to the public within 180 days after the last day of the fiscal year. The report will be presented to the City Council at least 15 days after it is made available to the public.

This report summarizes each of the development impact fee programs. Requirements under Government Code section 66006 are:

1. A brief description of the fee program.
2. The amount of the fee.
3. Beginning and ending balances of the fee program.
4. Amount of fees collected, interest earned, and transfers/loans.
5. An identification of each public improvement. The expenditures on each project.
6. A description of each interfund transfer or loan. The date the loan will be repaid, the rate of interest, and a description of the public improvement.
7. The estimated date when projects will begin if enough revenues are available to construct the project.
8. The number of refunds made to property owners.

More detailed information on various programs is available: the City of California City's website makes master plans, capital improvement projects, and budgets public.

The City of California City does not earmark impact fees for any specific project as revenues come in, and allocates the funds as needed to expand capacity based on increased demand. This report is accurate as of the time of publication. Any proposed plans are subject to change based on action taken by the City Council.

Brief Description of the Fee Program:

The City Council approved the impact fees for the Water and Wastewater departments in the 2016-17 fiscal year. The fees' purpose was to help replace the City's failing infrastructure in these departments, and no fees were used for costs attributable to existing deficiencies in City facilities. The City stopped collecting impact fees in the fiscal year 2022-23. The purpose of each development impact fee is described in the following sections.

Water Impact Fee

The need for water facility improvements is based on the water demand placed on the system by development. The Water facilities category includes those facilities used by the City to provide essential water supply and distribution services to residents and employees within the City. This fee is based on the expected increase in water flow created by new development.

Sewer Impact Fee

This category includes those facilities used by the City to provide essential sanitary sewer services to residents and employees within the City. These elements include sewer main lines conveying wastewater from residential tracts, business parks, and industrial zones to the treatment facilities. These proposed facilities have Citywide benefits by ensuring that there will be sufficient system-wide capacity to collect wastewater from new and existing developments by the year 2040. In order to serve future development through General Plan build-out, the City has identified the need to purchase additional land for additional storage, sewer main line upgrades, manhole projects and numerous Sewer rehab projects.

[continued on the next page]

Amount of the Fee:

Water Impact Fees			Sewer Impact Fees	
Meter Size	Meter Equivalents	Fee	Impact Fee Per GPD	
3/4 inch	1	\$989		\$7.91
1 inch	1.67	\$1,649	Sewer Capacity Fee Per Prison Bed	\$1,107
1-1/2 inch	3.33	\$3,298	Residential Impact Fee (Per EDU)	\$1,898
2inch	5.33	\$5,276		
3inch	11.67	\$11,545		
4inch	21	\$20,775		
6 inch	46.67	\$46,171		
8inch	80	\$79,144		

[continued on the next page]

Beginning and Ending Balances of the Fee Program; Amount of Fees Collected, Interest Earned, and Transfers/Loans:

City of California City AB 1600 Development Impact Fee Annual Report Pursuant to Government Code Section 60066 For Fiscal Years 2016-17 to 2022-23							
Fiscal Year	Fund	Development Impact Fees Collected	Fund Balance (July 1st)	Fees Collected July 1st to June 30th	Interest	Amount Spent on Projects	Fund Balance (June 30th)
2015-2016	Water		\$0	\$0	\$0		\$0
2015-2016	Sewer		\$0	\$0	\$0		\$0
2016-2017	Water		\$0	\$2,638	\$0		\$2,638
2016-2017	Sewer		\$0	\$0	\$0		\$0
2017-2018	Water		\$2,638	\$8,574	\$0		\$11,212
2017-2018	Sewer		\$0	\$4,982	\$0		\$4,982
2018-2019	Water		\$11,212	\$32,976	\$0		\$44,188
2018-2019	Sewer		\$4,982	\$1,542	\$0		\$6,524
2019-2020	Water		\$44,188	\$15,828	\$0		\$60,016
2019-2020	Sewer		\$6,524	\$170	\$0		\$6,694
2020-2021	Water		\$60,016	\$29,678	\$0		\$89,694
2020-2021	Sewer		\$6,694	\$0	\$0		\$6,694
2021-2022	Water		\$89,694	\$22,424	\$0		\$112,118
2021-2022	Sewer		\$6,694	\$896	\$0		\$7,590
2022-2023	Water		\$112,118	\$5,276	\$0	\$117,394	\$0
2022-2023	Sewer		\$7,590	\$196	\$0	\$7,786	\$0

Public Improvements and Expenditures on Each Project:

Water and Sewer Development Funds had no activity during the Fiscal Year 2023-24.

All the **Water Impact Fees** collected from Fiscal Years 2016-17 to 2022-23 were used for a 3-mile water main line replacement project completed in 2023. The project cost over 2.8 million dollars.

All the **Sewer Impact Fees** collected from Fiscal Years 2016-17 to 2022-23 were used to purchase additional land to expand the wastewater treatment plant and store reclaimed water. The purchase price of the land was \$450,000.

No funds were allocated for some other purpose for which fees are collected and which serves the project on which the fee was originally imposed.

Interfund transfer or loans:

None.

Estimated project commencement date and whether sufficient revenues are available:

The projects have been completed.

The number of refunds made to property owners.:

No refunds were made to any property owners.



DEPARTMENT REPORT

COUNCIL AGENDA ITEM

JANUARY 2025

PREPARED BY: Inge Elmes, Cannabis Tax Administrator

SUBJECT: CANNABIS MONTHLY DEPARTMENT REPORT

MONTHLY ACTIVITY

- 2nd Quarter Cannabis Taxes are due January 31, 2025, by end of business day. Reminders have been sent to all cannabis business and updated FY 24/25 tax totals will be provided next month.
- There will be two additional cultivation businesses included in the 2nd quarter cannabis taxes.
- To date, there are currently 28 active and operational cannabis businesses in California City. Those businesses have paid their permit renewals and are current on taxes or have received council directed payment arrangements.
- Assisted planning with ongoing work regarding DCC CEQA compliance and requirements for all cannabis businesses.
- Continue to review cultivation facility plans for accurate square footage reporting.

ONGOING ACTIVITY

- Staff collectively review all facilities for compliance and good standing.
- Cannabis spreadsheet updated continuously with accurate information.

QUARTERLY TAX REPORT

Total taxes collected for FY 24/25 to date are \$243,196.91:

- Cannabis Back Taxes - \$26,250.53
- Cannabis Cultivation - \$88,936.50
- Cannabis Non-Cultivation - \$127,892.73
- Cannabis Penalties & Interest - \$117.15

Check Date	Check #	Payee	Description	Invoice Date	Invoice #	Invoice \$	Check \$	GL Account	GL Account Name
01/14/2025	114685	Guzman, Jennifer	11/01-12/30/24 Mileage	12/30/2024	12302024	100.80-	100.80-	105117230	Travel/Lodging/Reg
Total 114685:							100.80-		
01/16/2025	114708	AT&T Wireless	12/01-12/31/24	12/31/2024	287281248059	876.37	876.37	104155286	Communications Ma
01/16/2025	114708	AT&T Wireless	12/03/24-01/02/25	01/02/2025	287306780425	964.78	964.78	184212284	Telephone - Land
Total 114708:							1,841.15		
01/16/2025	114709	Home Depot Credit Servi	Building Supplies	12/10/2024	2011717	430.83	430.83	164253270	Bldg Operation/Mai
01/16/2025	114709	Home Depot Credit Servi	Building Supplies	12/10/2024	2011718	24.58	24.58	294219270	Bldg Operation/Mai
01/16/2025	114709	Home Depot Credit Servi	Building Supplies	09/24/2024	9080344	139.40-	139.40-	294219270	Bldg Operation/Mai
01/16/2025	114709	Home Depot Credit Servi	Building Supplies	09/24/2024	9510886	96.09	96.09	294219270	Bldg Operation/Mai
Total 114709:							412.10		
01/16/2025	114710	Hughes Network System	12/29/24-1/29/25	12/29/2024	B1-427913079	151.93	151.93	164253286	Communications Ma
Total 114710:							151.93		
01/16/2025	114711	Southern California Edis	12/01-12/31/24	01/08/2025	600000500366	53,417.33	53,417.33	717111281	Electricity
Total 114711:							53,417.33		
01/16/2025	114712	Charter Communication	01/01-01/31/25	01/01/2025	127516201010	3,987.00	3,987.00	184212286	Communications Ma
01/16/2025	114712	Charter Communication	01/01-01/31/25	01/01/2025	170622401010	1,047.83	1,047.83	184212286	Communications Ma
Total 114712:							5,034.83		
01/16/2025	114713	Verizon Wireless	11/27-12/26/24	12/26/2024	6102171636	2,798.93	2,798.93	545410284	Telephone - Land
01/16/2025	114713	Verizon Wireless	11/27-12/26/24	12/26/2024	6102171637	52.84	52.84	105117286	Communications Ma
01/16/2025	114713	Verizon Wireless	11/27-12/26/24	12/26/2024	6102171638	314.73	314.73	515115284	Telephone - Land
01/16/2025	114713	Verizon Wireless	11/27-12/26/24	12/26/2024	6102171639	827.20	827.20	194222286	Communications Ma
Total 114713:							3,993.70		
01/16/2025	114714	The Trailer Zone	Grant Funded Big Tex Dump Traile	01/16/2025	VIN16V1D1620	11,782.47	11,782.47	164253740	Purchase of Equipm
Total 114714:							11,782.47		
01/21/2025	114715	Verizon	12/10-01/09/25	01/10/2025	08090528	29.27	29.27	184215284	Telephone - Land

PRE-ISSUE

VOID

Check Date	Check #	Payee	Description	Invoice Date	Invoice #	Invoice \$	Check \$	GL Account	GL Account Name
Total 114715:							29.27		
01/23/2025	114716	Alexander Enterprises, I	Water Bills 12/01-12/31/24	01/08/2025	4126	4,069.23	4,069.23	515115630	Contracts
Total 114716:							4,069.23		
01/23/2025	114717	Amber Chemical, Inc.	Hypochlorite Solution	01/10/2025	0383813-IN	1,190.48	1,190.48	515115480	Chemicals/EMS Med
Total 114717:							1,190.48		
01/23/2025	114718	BHT Engineering, Inc	Job#19410- Redwood Blvd to 98th	12/31/2024	24-505	1,335.00	1,335.00	947000757	#19410 CMAQ Redw
01/23/2025	114718	BHT Engineering, Inc	Job #21420- HSIP10 CCB-Yerba to	12/31/2024	24-506	300.00	300.00	947000753	#21420 HSIP CCB - Y
01/23/2025	114718	BHT Engineering, Inc	Job #23401- Hacienda Blvd- Manz	12/31/2024	24-507	11,277.50	11,277.50	947000754	#23401 RSTP Hac -
01/23/2025	114718	BHT Engineering, Inc	Job #23412- Splash Pad	12/31/2024	24-508	4,244.50	4,244.50	104561750	ARPA Project
01/23/2025	114718	BHT Engineering, Inc	Job#23400- General Engineering	12/31/2024	24-509	6,740.00	6,740.00	515115315	Engineering
01/23/2025	114718	BHT Engineering, Inc	Job #24406- SB 1 Redwood Fronta	12/31/2024	24-510	9,325.50	9,325.50	947000760	#24406 Redwd - Gra
01/23/2025	114718	BHT Engineering, Inc	Job#24409- Wonder Acres Tank	12/31/2024	24-511	3,940.00	3,940.00	515115315	Engineering
01/23/2025	114718	BHT Engineering, Inc	Job #24411- CMAQ- CCB Shoulder	12/31/2024	24-512	1,497.50	1,497.50	947000758	#24411 CMAQ CCB -
01/23/2025	114718	BHT Engineering, Inc	Job #24413- Rancho Tracts Water	12/31/2024	24-513	3,540.00	3,540.00	957005753	Rancho Tracts Water
01/23/2025	114718	BHT Engineering, Inc	Job #24400- General Engineering	12/31/2024	24-514	2,520.00	2,520.00	104170315	Engineering
Total 114718:							44,720.00		
01/23/2025	114719	Boone, Christian	Boot Allowance 24-25 Jan	01/13/2025	BOOT 2 24-25	200.00	200.00	274413451	Armory/Safety Equi
Total 114719:							200.00		
01/23/2025	114720	Bound Tree Medical	Medical Supplies	01/08/2025	85616712	705.66	705.66	194222480	Chemicals/EMS Med
01/23/2025	114720	Bound Tree Medical	Medical Supplies	01/10/2025	85620213	645.95	645.95	194222480	Chemicals/EMS Med
01/23/2025	114720	Bound Tree Medical	Medical Supplies	01/13/2025	85621944	215.49	215.49	194222480	Chemicals/EMS Med
01/23/2025	114720	Bound Tree Medical	Medical Supplies	01/13/2025	85621945	25.09	25.09	194222480	Chemicals/EMS Med
Total 114720:							1,592.19		
01/23/2025	114721	Brown, Harvey	Boot Allowance 24-25 Jan	01/13/2025	BOOT 2 24-25	200.00	200.00	274411451	Armory/Safety Equi
Total 114721:							200.00		
01/23/2025	114722	Budge, Beau	Unit 535- Antifreeze	01/11/2025	040261	94.34	94.34	194222254	Veh Operation/Main
Total 114722:							94.34		

Check Date	Check #	Payee	Description	Invoice Date	Invoice #	Invoice \$	Check \$	GL Account	GL Account Name
01/23/2025	114723	Ace City Hardware	12/01-12/31/24	12/31/2024	10022 123124	414.30	414.30	164253270	Bldg Operation/Mai
01/23/2025	114723	Ace City Hardware	12/01-12/31/24	12/31/2024	30001 123124	154.08	154.08	515115241	Office Supplies
01/23/2025	114723	Ace City Hardware	12/01-12/31/24	12/31/2024	30002 123124	312.86	312.86	274411451	Armory/Safety Equi
01/23/2025	114723	Ace City Hardware	12/01-12/31/24	12/31/2024	30004 123124	85.26	85.26	104441257	Hand Tools
Total 114723:							966.50		
01/23/2025	114724	Cal Lowbed Services	Unit 535-Transport	01/09/2025	20177823	759.00	759.00	194222254	Veh Operation/Main
Total 114724:							759.00		
01/23/2025	114725	Carter, Tiffany	Boot Allowance 24-25 Jan	01/13/2025	BOOT 2 24-25	200.00	200.00	104168451	Armory/Safety Equi
Total 114725:							200.00		
01/23/2025	114726	Caselle, Inc	02/01-02/28/25	01/01/2025	138119	2,545.00	2,545.00	104155630	Contracts
Total 114726:							2,545.00		
01/23/2025	114727	Cato, Marion	Boot Allowance 24-25 Jan	01/13/2025	BOOT 2 24-25	200.00	200.00	274411451	Armory/Safety Equi
Total 114727:							200.00		
01/23/2025	114728	Coastline Equipment	Grant Funded 2025 John Deere 32	01/17/2025	10846869	95,298.06	95,298.06	294219740	Purchase of Equipm
Total 114728:							95,298.06		
01/23/2025	114729	Department of Justice	11/01-11/30/24 Fingerprint App	11/05/2024	774733	64.00	64.00	104171620	Livescan Fees
01/23/2025	114729	Department of Justice	11/01-11/30/24 Fingerprint App	12/04/2024	781479	496.00	496.00	184213620	Livescan Fees
Total 114729:							560.00		
01/23/2025	114730	Expert Automotive	Unit 528-Labor	01/15/2025	59876	104.00	104.00	194222254	Veh Operation/Main
Total 114730:							104.00		
01/23/2025	114731	FedEx	WWTP Sample Mailing	12/20/2024	8-717-58628	127.01	127.01	184212245	Postage and Shippin
01/23/2025	114731	FedEx	WWTP Sample Mailing	01/10/2025	8-736-18429	90.69	90.69	525213245	Postage and Shippin
Total 114731:							217.70		
01/23/2025	114732	Ferguson Waterworks	Inventory	01/07/2025	0042538	7,068.30	7,068.30	515115269	Inventory

Check Date	Check #	Payee	Description	Invoice Date	Invoice #	Invoice \$	Check \$	GL Account	GL Account Name
Total 114732:							7,068.30		
01/23/2025	114733	Galan, Pete	Boot Allowance 24-25 Jan	01/13/2025	BOOT 2 24-25	200.00	200.00	515115451	Armory/Safety Equi
Total 114733:							200.00		
01/23/2025	114734	Guzman, Jennifer	11/01-12/30/24 Mileage	12/30/2024	12302024 B	67.54	67.54	105117230	Travel/Lodging/Reg
Total 114734:							67.54		
01/23/2025	114735	H&S Mobile Fire Equipm	Unit 535- Service	01/08/2025	9797	437.50	437.50	194222254	Veh Operation/Main
Total 114735:							437.50		
01/23/2025	114736	Ibarra, Patricio	Boot Allowance 24-25 Jan	01/13/2025	BOOT 2 24-25	200.00	200.00	525213451	Armory/Safety Equi
Total 114736:							200.00		
01/23/2025	114737	Karl's Hardware-Rosam	Equipment Repair	06/20/2024	164952	116.76	116.76	515115256	Equipment Operatio
01/23/2025	114737	Karl's Hardware-Rosam	Drill Bits	12/17/2024	20892	68.70	68.70	274411257	Hand Tools
01/23/2025	114737	Karl's Hardware-Rosam	Chainsaw Rental	01/16/2025	21626	100.97	100.97	515115256	Equipment Operatio
01/23/2025	114737	Karl's Hardware-Rosam	Equipment Repair	12/12/2024	219366	196.61	196.61	274411256	Equipment Operatio
Total 114737:							483.04		
01/23/2025	114738	Kelsey, Dion	Boot Allowance 24-25 Jan	01/13/2025	BOOT 2 24-25	200.00	200.00	515115451	Armory/Safety Equi
Total 114738:							200.00		
01/23/2025	114739	Kern Auto Parts Inc.	Unit 232- Engine Valve	01/09/2025	010719	5.63	5.63	515115254	Veh Operation/Main
Total 114739:							5.63		
01/23/2025	114740	Maxwell, Andrew	Boot Allowance 24-25 Jan	01/13/2025	BOOT 2 24-25	200.00	200.00	515115451	Armory/Safety Equi
Total 114740:							200.00		
01/23/2025	114741	Myers, Vella P	Notary 01/14/25	01/14/2025	494052	30.00	30.00	104155311	Legal Services
Total 114741:							30.00		
01/23/2025	114742	ODP Business Solutions	Janitorial Supplies	12/20/2024	400689140001	359.96	359.96	184212270	Bldg Operation/Mai

Check Date	Check #	Payee	Description	Invoice Date	Invoice #	Invoice \$	Check \$	GL Account	GL Account Name
01/23/2025	114742	ODP Business Solutions	Office Supplies	01/07/2025	405748576001	127.16	127.16	194222241	Office Supplies
01/23/2025	114742	ODP Business Solutions	Office Supplies	01/09/2025	405898277001	281.07	281.07	194222241	Office Supplies
01/23/2025	114742	ODP Business Solutions	Office Supplies	01/17/2025	405907674001	214.44	214.44	515115241	Office Supplies
Total 114742:							982.63		
01/23/2025	114743	One Hundred Designs	OHV Signs	01/17/2025	4704	428.67	428.67	294219450	Special Depart Supp
Total 114743:							428.67		
01/23/2025	114744	Pace Analytical Services	Lab Sampling	01/13/2025	2427B509595	966.00	966.00	525213314	Lab Sampling
01/23/2025	114744	Pace Analytical Services	Lab Sampling	01/08/2025	2427B509614	275.00	275.00	525213314	Lab Sampling
01/23/2025	114744	Pace Analytical Services	Lab Sampling	01/08/2025	2427B509773	275.00	275.00	525213314	Lab Sampling
01/23/2025	114744	Pace Analytical Services	Lab Sampling	01/07/2025	2527B510117	275.00	275.00	525213314	Lab Sampling
01/23/2025	114744	Pace Analytical Services	Lab Sampling	01/14/2025	2527B510203	275.00	275.00	525213314	Lab Sampling
Total 114744:							2,066.00		
01/23/2025	114745	Preferred Towing	Unit 525- Tow	01/09/2025	7115	702.00	702.00	194222254	Veh Operation/Main
Total 114745:							702.00		
01/23/2025	114746	Quinn Company	Generator PM2- Backup Power	01/14/2025	WON60022061	1,996.88	1,996.88	184212630	Contracts
Total 114746:							1,996.88		
01/23/2025	114747	Robinson, Aaron	Boot Allowance 24-25 Jan	01/13/2025	BOOT 2 24-25	200.00	200.00	104441451	Armory/Safety Equi
Total 114747:							200.00		
01/23/2025	114748	Rodriguez, Marcos	Boot Allowance 24-25 Jan	01/13/2025	BOOT 2 24-25	200.00	200.00	515115451	Armory/Safety Equi
Total 114748:							200.00		
01/23/2025	114749	Rodriguez, Simon	Boot Allowance 24-25 Jan	01/13/2025	BOOT 2 24-25	200.00	200.00	515115451	Armory/Safety Equi
Total 114749:							200.00		
01/23/2025	114750	S.C. Friends Tire Inc.	4 Stock Tires	10/04/2024	48400	474.92	474.92	184212254	Veh Operation/Main
Total 114750:							474.92		
01/23/2025	114751	Sequoia Equipment Com	Unit 415- Alternator	01/06/2025	BAK-21891	297.69	297.69	525213256	Equipment Operatio

Check Date	Check #	Payee	Description	Invoice Date	Invoice #	Invoice \$	Check \$	GL Account	GL Account Name
01/23/2025	114751	Sequoia Equipment Com	Unit 801- Kit Seals	01/07/2025	BAK-21905	263.32	263.32	274411256	Equipment Operatio
Total 114751:							561.01		
01/23/2025	114752	Simmons, Onjie	Boot Allowance 24-25 Jan	01/13/2025	BOOT 2 24-25	200.00	200.00	545410451	Armory/Safety Equi
Total 114752:							200.00		
01/23/2025	114753	Solorio, Alejandro	Boot Allowance 24-25 Jan	01/13/2025	BOOT 2 24-25	200.00	200.00	515115451	Armory/Safety Equi
Total 114753:							200.00		
01/23/2025	114754	Solorio, Ivan	Boot Allowance 24-25 Jan	01/13/2025	BOOT 2 24-25	200.00	200.00	274413451	Armory/Safety Equi
Total 114754:							200.00		
01/23/2025	114755	Sparkletts	12/01-12/31/24	01/01/2025	18305151 0101	116.29	116.29	184217241	Office Supplies
01/23/2025	114755	Sparkletts	12/01-12/31/24	01/01/2025	20056699 0101	11.82	11.82	294219241	Office Supplies
01/23/2025	114755	Sparkletts	01/08-2/07/25	01/17/2025	20393128 0117	122.49	122.49	104155241	Office Supplies
Total 114755:							250.60		
01/23/2025	114756	State Center Community	S4- Firearms Instruction	05/08/2023	1005077	129.00	129.00	184212230	Travel/Lodging/Reg
Total 114756:							129.00		
01/23/2025	114757	Terry, Chris	Boot Allowance 24-25 Jan	01/13/2025	BOOT 2 24-25	200.00	200.00	515115451	Armory/Safety Equi
Total 114757:							200.00		
01/23/2025	114758	Thomas, Vicky	Boot Allowance 24-25 Jan	01/13/2025	BOOT 2 24-25	200.00	200.00	545410451	Armory/Safety Equi
Total 114758:							200.00		
01/23/2025	114759	Toledo, David	Boot Allowance 24-25 Jan	01/13/2025	BOOT 2 24-25	200.00	200.00	105117451	Armory/Safety Equi
Total 114759:							200.00		
01/23/2025	114760	TransUnion Risk & Alter	12/01-12/31/24	01/01/2025	213800-202412	75.00	75.00	194216630	Other Contracts
Total 114760:							75.00		
01/23/2025	114761	TurboData Systems	Citation Processing Services	12/31/2024	44639	799.18	799.18	194216310	Professional Service

Check Date	Check #	Payee	Description	Invoice Date	Invoice #	Invoice \$	Check \$	GL Account	GL Account Name
Total 114761:							799.18		
01/23/2025	114762	United Rentals	Backhoe Rental 01/01-01/31/25	01/10/2025	231379208-011	2,902.43	2,902.43	515115240	Equipment Rental
Total 114762:							2,902.43		
01/23/2025	114763	USA Bluebook	Hip Boots	01/06/2025	INV00584704	230.96	230.96	515115451	Armory/Safety Equi
01/23/2025	114763	USA Bluebook	Spray Head For Guardian Eyewash	01/08/2025	INV00587702	366.70	366.70	525213451	Armory/Safety Equi
01/23/2025	114763	USA Bluebook	Spray Head For Guardian Eyewash	01/08/2025	INV00587826	23.79	23.79	525213451	Armory/Safety Equi
01/23/2025	114763	USA Bluebook	Spray Head For Guardian Eyewash	01/08/2025	INV00587861	71.37	71.37	525213451	Armory/Safety Equi
01/23/2025	114763	USA Bluebook	Spray Head For Guardian Eyewash	01/08/2025	INV00587897	47.57	47.57	525213451	Armory/Safety Equi
Total 114763:							740.39		
01/23/2025	114764	Van Dang, Art	Boot Allowance 24-25 Jan	01/13/2025	BOOT 2 24-25	200.00	200.00	515115451	Armory/Safety Equi
Total 114764:							200.00		
01/23/2025	114765	Van Dang, Jason	Boot Allowance 24-25 Jan	01/13/2025	BOOT 2 24-25	200.00	200.00	274411451	Armory/Safety Equi
Total 114765:							200.00		
01/23/2025	114766	Vazquez, Richard	Boot Allowance 24-25 Jan	01/13/2025	BOOT 2 24-25	200.00	200.00	525213451	Armory/Safety Equi
Total 114766:							200.00		
01/23/2025	114767	Vestis	10/10-10/17/24 Pants Service	10/10/2024	260001755	228.55-	228.55-	294219451	Armory/Safety Equi
01/23/2025	114767	Vestis	11/15-11/22/24 Pants Service	11/15/2024	260001867	685.27-	685.27-	515115451	Armory/Safety Equi
01/23/2025	114767	Vestis	09/24-10/01/24 Pants Service	09/24/2024	2601656375	775.68	775.68	294219451	Armory/Safety Equi
01/23/2025	114767	Vestis	10/01-10/08/24 Pants Service	10/01/2024	2601658378	92.61	92.61	294219451	Armory/Safety Equi
01/23/2025	114767	Vestis	10/08-10/15/24 Pants Service	10/08/2024	2601660362	140.62	140.62	294219451	Armory/Safety Equi
01/23/2025	114767	Vestis	10/15-10/22/24 Pants Service	10/15/2024	2601662376	111.41	111.41	294219451	Armory/Safety Equi
01/23/2025	114767	Vestis	10/22-10/29/24 Pants Service	10/22/2024	2601664496	90.39	90.39	294219451	Armory/Safety Equi
01/23/2025	114767	Vestis	10/29-11/05/24 Pants Service	10/29/2024	2601666362	90.39	90.39	294219451	Armory/Safety Equi
01/23/2025	114767	Vestis	11/05-11/12/24 Pants Service	11/05/2024	2601668368	90.39	90.39	294219451	Armory/Safety Equi
01/23/2025	114767	Vestis	11/12-11/19/24- Pants Service	11/12/2024	2601670422	74.37	74.37	294219451	Armory/Safety Equi
01/23/2025	114767	Vestis	11/19-11/26/24 Pants Service	11/19/2024	2601672758	74.37	74.37	294219451	Armory/Safety Equi
01/23/2025	114767	Vestis	11/26-12/03/24 Pants Service	11/26/2024	2601674395	74.37	74.37	294219451	Armory/Safety Equi
01/23/2025	114767	Vestis	12/03-12/1/24 Pants Service	12/03/2024	2601676525	98.63	98.63	294219451	Armory/Safety Equi
01/23/2025	114767	Vestis	12/10-12/17/24 Pants Service	12/10/2024	2601678408	74.61	74.61	294219451	Armory/Safety Equi
01/23/2025	114767	Vestis	12/17-12/24/24 Pants Service	12/17/2024	2601680651	74.61	74.61	294219451	Armory/Safety Equi
01/23/2025	114767	Vestis	12/24-12/31/24 Pants Service	12/24/2024	2601682732	104.07	104.07	294219451	Armory/Safety Equi

Check Date	Check #	Payee	Description	Invoice Date	Invoice #	Invoice \$	Check \$	GL Account	GL Account Name
01/23/2025	114767	Vestis	12/31/24-1/07/25 Pants Service	12/31/2024	2601684429	84.57	84.57	294219451	Armory/Safety Equi
01/23/2025	114767	Vestis	01/07-01/14/25 Pants Service	01/07/2025	2601686341	95.49	95.49	294219451	Armory/Safety Equi
01/23/2025	114767	Vestis	01/14-01/21/25 Pants Service	01/14/2025	2601688673	86.97	86.97	294219451	Armory/Safety Equi
Total 114767:							1,319.73		
01/23/2025	114768	Zalco Laboratories Inc	Water Testing	12/09/2024	2412188	210.00	210.00	515115314	Lab Sampling
01/23/2025	114768	Zalco Laboratories Inc	Water Testing	12/19/2024	2412470	210.00	210.00	515115314	Lab Sampling
01/23/2025	114768	Zalco Laboratories Inc	Water Testing	01/06/2025	2412626	180.00	180.00	515115314	Lab Sampling
01/23/2025	114768	Zalco Laboratories Inc	Water Testing	01/14/2025	2501146	140.00	140.00	515115314	Lab Sampling
Total 114768:							740.00		
01/16/2025	202400650	GES MegaSeven LLC	12/01-12/31/24	01/07/2025	CA-01-001A-20	21,979.88	21,979.88	717111281	Electricity
Total 202400650:							21,979.88		
01/23/2025	202400651	Barragan, Jose	Boot Allowance 24-25 Jan	01/13/2025	BOOT 2 24-25	200.00	200.00	105117451	Armory/Safety Equi
Total 202400651:							200.00		
01/23/2025	202400652	Diamond Finish Mobile	12/21/24-11 Units	12/21/2024	000156	165.00	165.00	184212254	Veh Operation/Main
01/23/2025	202400652	Diamond Finish Mobile	1/11/25- 11 Units	01/11/2025	000157	165.00	165.00	184212254	Veh Operation/Main
Total 202400652:							330.00		
01/23/2025	202400653	Famcon Pipe & Supply In	Inventory	01/10/2025	S100144222.00	272.79	272.79	515115269	Inventory
01/23/2025	202400653	Famcon Pipe & Supply In	Inventory	01/10/2025	S100144423.00	4,901.83	4,901.83	515115269	Inventory
01/23/2025	202400653	Famcon Pipe & Supply In	Inventory	01/10/2025	S100145253.00	2,078.40	2,078.40	515115269	Inventory
01/23/2025	202400653	Famcon Pipe & Supply In	Inventory	01/10/2025	S100145866.00	11,452.85	11,452.85	515115269	Inventory
Total 202400653:							18,705.87		
01/23/2025	202400654	Grainger, Inc	Custodial Supplies	01/07/2025	9363943904	176.02	176.02	294219244	Janitorial Supplies
Total 202400654:							176.02		
01/23/2025	202400655	Jones Chemicals Corp In	Chlorine	01/07/2025	959341	9,442.77	9,442.77	525213480	Chemicals/EMS Med
01/23/2025	202400655	Jones Chemicals Corp In	Container Return	01/07/2025	959367	3,000.00-	3,000.00-	525213480	Chemicals/EMS Med
Total 202400655:							6,442.77		
01/23/2025	202400656	LightGabler	12/01-12/31/24	01/08/2025	87538	35.00	35.00	104155311	Legal Services

PENDING

Check Date	Check #	Payee	Description	Invoice Date	Invoice #	Invoice \$	Check \$	GL Account	GL Account Name
01/23/2025	202400656	LightGabler	12/01-12/31/24	01/08/2025	87539	70.00	70.00	104155311	Legal Services
Total 202400656:							105.00		
01/23/2025	202400657	RSI Petroleum	01/14/25 Fuel	01/14/2025	0409854	1,571.64	1,571.64	194222255	RSI Fuel
01/23/2025	202400657	RSI Petroleum	09/01-09/30/24	09/20/2024	1086179	41.46	41.46	104168255	RSI Fuel
01/23/2025	202400657	RSI Petroleum	10/01-10/31/24	10/31/2024	1086701	46.36	46.36	104168255	RSI Fuel
01/23/2025	202400657	RSI Petroleum	11/16-11/30/24	11/30/2024	1086927	266.04	266.04	525213255	RSI Fuel
01/23/2025	202400657	RSI Petroleum	12/01-12/15/24	12/15/2024	1087002	369.97	369.97	525213255	RSI Fuel
01/23/2025	202400657	RSI Petroleum	12/16-12/31/24	12/31/2024	1087051	1,987.07	1,987.07	184217255	RSI Fuel
01/23/2025	202400657	RSI Petroleum	12/16-12/31/24	12/31/2024	1087052	845.68	845.68	274411255	RSI Fuel
01/23/2025	202400657	RSI Petroleum	12/16-12/31/24	12/31/2024	1087053	2,218.13	2,218.13	515115255	RSI Fuel
01/23/2025	202400657	RSI Petroleum	12/16-12/31/24	12/31/2024	1087066	465.36	465.36	164253255	RSI Fuel
01/23/2025	202400657	RSI Petroleum	12/16-12/31/24	12/31/2024	1087067	74.06	74.06	104441255	RSI Fuel
01/23/2025	202400657	RSI Petroleum	12/16-12/31/24	12/31/2024	1087068	157.73	157.73	194216255	RSI Fuel
01/23/2025	202400657	RSI Petroleum	12/16-12/31/24	12/31/2024	1087070	808.72	808.72	545410255	RSI Fuel
01/23/2025	202400657	RSI Petroleum	12/16-12/31/24	12/31/2024	1087080	272.69	272.69	525213255	RSI Fuel
01/23/2025	202400657	RSI Petroleum	12/16-12/31/24	12/31/2024	1087081	268.69	268.69	274413255	RSI Fuel
01/23/2025	202400657	RSI Petroleum	12/16-12/31/24	12/31/2024	1087083	34.86	34.86	194222255	RSI Fuel
01/23/2025	202400657	RSI Petroleum	12/16-12/31/24	12/31/2024	1087087	72.15	72.15	104168255	RSI Fuel
Total 202400657:							9,500.61		
01/23/2025	202400658	Bauer Compressors, Inc	Thermal Cameras	01/06/2025	0000330533	20,002.12	20,002.12	606000752	Community Benefit
Total 202400658:							20,002.12		
Grand Totals:							332,381.20		

I HEREBY CERTIFY AS TO THE ACCURACY OF THE DEMANDS AND AVAILABILITY OF FUNDS:

Dated: 1/22/25

Finance Department [Signature]

Report Criteria:

Report type: Invoice detail

Vendor.Vendor Number = {<>} 1039

Bank.Bank Number = 1

Report Criteria:
 Report type: Invoice detail
 Bank.Bank Number = 2

Check Date	Check #	Payee	Description	Invoice Date	Invoice #	Invoice \$	Check \$	GL Account	Invoice GL Account Title
1370									
01/16/2025	1370	Verizon Wireless	11/27-12/26/24	12/26/2024	6102171636	63.08	63.08	72-7211-284	Telephone - Land
Total 1370:							63.08		
Grand Totals:							63.08		

Summary by General Ledger Account Number

GL Account	Debit	Credit	Proof
01-02005	.00	.00	.00
72-02005	.00	63.08-	63.08-
72-7211-284	63.08	.00	63.08
Grand Totals:	63.08	63.08-	.00

I HEREBY CERTIFY AS TO THE ACCURACY OF THE DEMANDS AND AVAILABILITY OF FUNDS:

Dated: 1/22/25

Finance Manager [Signature]

PRE-ISSUE

California City

Check Register - Housing with GL
Check Issue Dates: 1/10/2025 - 1/23/2025

Check Date	Check #	Payee	Description	Invoice Date	Invoice #	Invoice \$	Check \$	GL Account	GL Account Name
01/21/2025	9537	Verizon Wireless	11/27-12/26/24	12/26/2024	6102171640	100.99	100.99	744632286	Communications Maint
Total 9537:							100.99		
Grand Totals:							100.99		

I HEREBY CERTIFY AS TO THE ACCURACY OF THE DEMANDS AND AVAILABILITY OF FUNDS:

Dated: 1/22/25

Finance Department 

Report Criteria:

Check.Check issue date = 01/10/2025-01/23/2025

Check Date	Check #	Payee	Description	Source ID	Amount	Check \$	GL Account
01/23/2025	501400	Arizona Pipeline/Jose Perez	Final Bill Deposit Refunded	107437.01	458.28	458.28	5102090
Total 501400:					458.28		
01/23/2025	501401	Aspen II Homes Inc	Final Bill Deposit Refunded	107353.01	5.00	5.00	5102090
Total 501401:					5.00		
01/23/2025	501402	Avina, Rogelio	Final Bill Deposit Refunded	107439.01	49.00	49.00	5102090
Total 501402:					49.00		
01/23/2025	501403	Bradfield, John	Final Bill Deposit Refunded	106055.07	47.00	47.00	5102090
Total 501403:					47.00		
01/23/2025	501404	CCA Energy Management	Refund Credit Balance	100190.01	148,163.50	148,163.50	0101075
Total 501404:					148,163.50		
01/23/2025	501405	Jeremy Donahue & Sheila Bailey	Final Bill Deposit Refunded	103618.13	57.00	57.00	5102090
Total 501405:					57.00		
01/23/2025	501406	Juan Dominquez	Final Bill Deposit Refunded	102467.04	58.00	58.00	5102090
Total 501406:					58.00		
01/23/2025	501407	Mfume, Dequita & Coran Chalon	Final Bill Deposit Refunded	101630.03	71.00	71.00	5102090
Total 501407:					71.00		
01/23/2025	501408	Philip Zotti / 47 Hartford LLC	Final Bill Deposit Refunded	105838.08	57.00	57.00	5102090
Total 501408:					57.00		
01/23/2025	501409	Sarah Perich	Final Bill Deposit Refunded	102112.15	50.00	50.00	5102090
Total 501409:					50.00		
01/23/2025	501410	Sarkis Boyadzhyan	Final Bill Deposit Refunded	106967.01	14.00	14.00	5102090
Total 501410:					14.00		
01/23/2025	501411	Shanelle Newman	Final Bill Deposit Refunded	101859.05	44.00	44.00	5102090
Total 501411:					44.00		

Finance Approval By: _____ Date: _____

Check Date	Check #	Payee	Description	Source ID	Amount	Check \$	GL Account
01/23/2025	501412	Socorro Chavez	Final Bill Deposit Refunded	100342.02	20.00	20.00	5102090
Total 501412:					20.00		
01/23/2025	501413	Stephanie Mijangos	Final Bill Deposit Refunded	102056.03	10.00	10.00	5102090
Total 501413:					10.00		
01/23/2025	501414	Tiffany Marcos	Final Bill Deposit Refunded	101101.13	40.00	40.00	5102090
Total 501414:					40.00		
01/23/2025	501415	Victoria Langdon	Final Bill Deposit Refunded	105357.09	9.33	9.33	5102090
Total 501415:					9.33		
Grand Totals:					149,153.11		

Finance Approval By:



Date:

1/22/25

RESOLUTION NO. 25-3101

A RESOLUTION OF THE CITY COUNCIL OF THE CITY OF CALIFORNIA CITY REINSTATING THE CALIFORNIA CITY PLANNING COMMISSION AFTER TEMPORARY SUSPENSION

The City Council of the City of California City (hereafter referred to as the “City Council”) does resolve as follows:

WHEREAS, Government Code Section 65101 gives cities the permissive power to establish a planning commission; and

WHEREAS, the City of California City established a Planning Commission which operates pursuant to Municipal Code Title 2, Article 2; and

WHEREAS, the City Council temporarily suspended the Planning Commission on August 27, 2024; and

WHEREAS, the City Council assumed the powers and duties of the Planning Commission during its suspension; and

WHEREAS, the City Council required the Planning Commissioners to participate in training during its suspension for ethics, harassment, hostile workplace training and conflict resolution; and

WHEREAS, the City Council has determined that it is time to reinstate the Planning Commission.

NOW, THEREFORE BE IT RESOLVED, DETERMINED, AND ORDERED BY THE CITY COUNCIL OF THE CITY OF CALIFORNIA CITY, CALIFORNIA, AS FOLLOWS:

SECTION 1: The Planning Commission is hereby reinstated and will re-assume its powers and duties upon completion of the directed training.

SECTION 2: Resolution No. 25-3101, suspending the Planning Commission is hereby superseded by this Resolution of reinstatement and is no longer effective.

SECTION 3: City Clerk shall certify to the passage and adoption of this Resolution and the minutes of this meeting shall so reflect the presentation of the Report.

PASSED, APPROVED, AND ADOPTED by the City Council of the City of California City, this 14th day of January 2025.

Marq Hawkins
Mayor

ATTEST:

APPROVED AS TO FORM:

Leandrea Weible
Acting City Clerk

Victor M. Ponto,
City Attorney

CERTIFICATION

I, Leandrea Weible, City Clerk of the City of California City, California, hereby certify that the foregoing resolution was duly adopted at a meeting of the City Council of said City at its meeting held on the 14th of January 2025, by the following vote, to wit:

AYES: Councilmember(s): Hightower, Hurles, Smith, Mayor Pro Tem Kulikoff, Mayor Hawkins

NOES: NONE

ABSENT: NONE

ABSTAIN: NONE

IN WITNESS WHEREOF, I have hereunto set my hand and affixed the official seal of the City of California City, California, this 14TH day of January, 2025.

Leandrea Weible
Acting City Clerk



NB 1

COUNCIL AGENDA ITEM

January 28, 2025

TO: Mayor and City Council

FROM: Councilmember Hightower (AB 1234) & Mayor Pro Tem Kulikoff (AB 1234)

SUBJECT: City Attorney Services

BACKGROUND/ DISCUSSION:

On January 14, 2025, Councilmember Hightower requested that a new business discussion item be placed on the agenda for the city council to discuss city attorney services. Additionally, Councilmember Kulikoff requested an AB 1234 on limiting councilmember city attorney contact and the legal fees associated with individual councilmember usage of the city attorney's office. This item is being placed on the agenda to begin a general discussion of options to explore for future city attorney services to reduce costs and increase efficiency and transparency.

Topics to consider under this discussion may include:

- Continuation with the current city attorney agreement with Burke, Williams & Sorensen, LLP.
- The creation of an RFP for City Attorney Services from other legal firms.
- The creation of an internal city "legal department" with in-house city attorney services.

Should the council desire to remain with Burke, Williams & Sorensen, LLP, a discussion should be had on how to limit costs, limit city council billing, and methodology for bringing down the legal fees for the city. Should the council wish to explore an RFP for legal services, the council should identify a timeline for the RFP process and provide staff direction to execute the RFP. Should the council decide to explore in-house legal services, the council should direct staff to create a proposed legal department with adequate staffing, create job descriptions and salary schedules, create a proposed budget, and present any necessary adjustments to the municipal code to create a new department within the city.

FISCAL IMPACT:

GL Fund# 10-4155-311 Legal Services

Budget Year	Budgeted Amount	Actuals (To date estimates from finance)
FY 23/24	\$1,500,000.00	Estimated Actuals: \$2,100,000.00
FY 24/25	\$1,500,000.00	YTD (July-Dec): \$910,155.14

RECOMMENDATION: City Council should discuss and provide direction to staff regarding what direction the council wishes to explore regarding legal services.